


SPEC SHEET



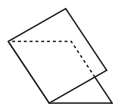
HF2120



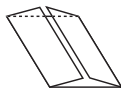
A3 Automatic adjustable folder with counter



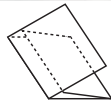
Optional Perf Unit
Replaces top fold plate



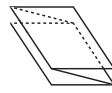
Half Fold



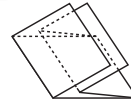
Gate Fold



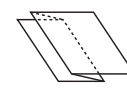
Letter Fold



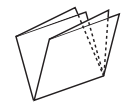
'Z' Fold



Double Fold



Plan Fold



Cross Fold

DESCRIPTION

An A3, simple to use, push button folding machine, with automatic paper feed operating at speed of up to 10,000 sheets per hour. A truly fast, efficient and reliable offline unit designed and built to enhance any modern print room and on-demand production environment. With quick set fold plates for standard and non standard folds and a 4 digit counter this machine makes light work of many long or short run folding jobs. This particular machine also features the use of an optional perf/score unit making this a very versatile print finishing machine.

FEATURES

Adjustable from B7 to A3 size paper	Very versatile, easily adaptable to any kind of folded job needed
500 sheet feed tray capacity	Making short / light work, less time spent re-filling
Fold up to 10,000 sheets per hour	Making large print runs easy to handle, increases productivity
Feeds 45 to 105gsm (160gsm on single fold)	Ideal for many inplants, copy shops and digital printers
Virtually maintenance free	Very reliable machine, less down time and better productivity
4 digit digital counter add, subtract & repeat functions	Keep a count on all jobs, saves waste and time
Automatic fold plate setting, with micro adjust	Very accurate set up from one fold to the next

TECHNICAL SPECIFICATIONS

Paper Sizes:	91 x 128mm (B7) to 297 x 432mm (A3)	Error Detection:	Yes (Jam Display)
Paper Thickness:	45 to 105gsm (160gsm on single fold) Rough, bond, duplicating, recycled & drawing paper	Fold Table Jam Sensor:	Yes
Paper Feeding System:	Fiction fed by 3 rollers	Paper Empty Sensor:	Yes
Feeding Table Elevation:	Manual	Paper Eject Sensor:	Yes
Eject Roller Position:	Manual	Safety Cover Sensor:	Yes (Immediate stop on opening)
Feed Table Capacity:	500 Sheets (64gsm)	Other Features Include:	Easy clean sensors, skew correcting device, removable rollers
Speed:	10,000 sheets per hour (A4 single fold)	Power:	220-240VAC, 50/60Hz
Counter:	Yes 4 digit add, subtract & repeat	Dimensions W x D x H:	830 x 530 x 520mm
		Weight:	27kg